

---

**Appendix W**

Traffic and transport

Part 2

---

# Appendices

---

We design with community in mind

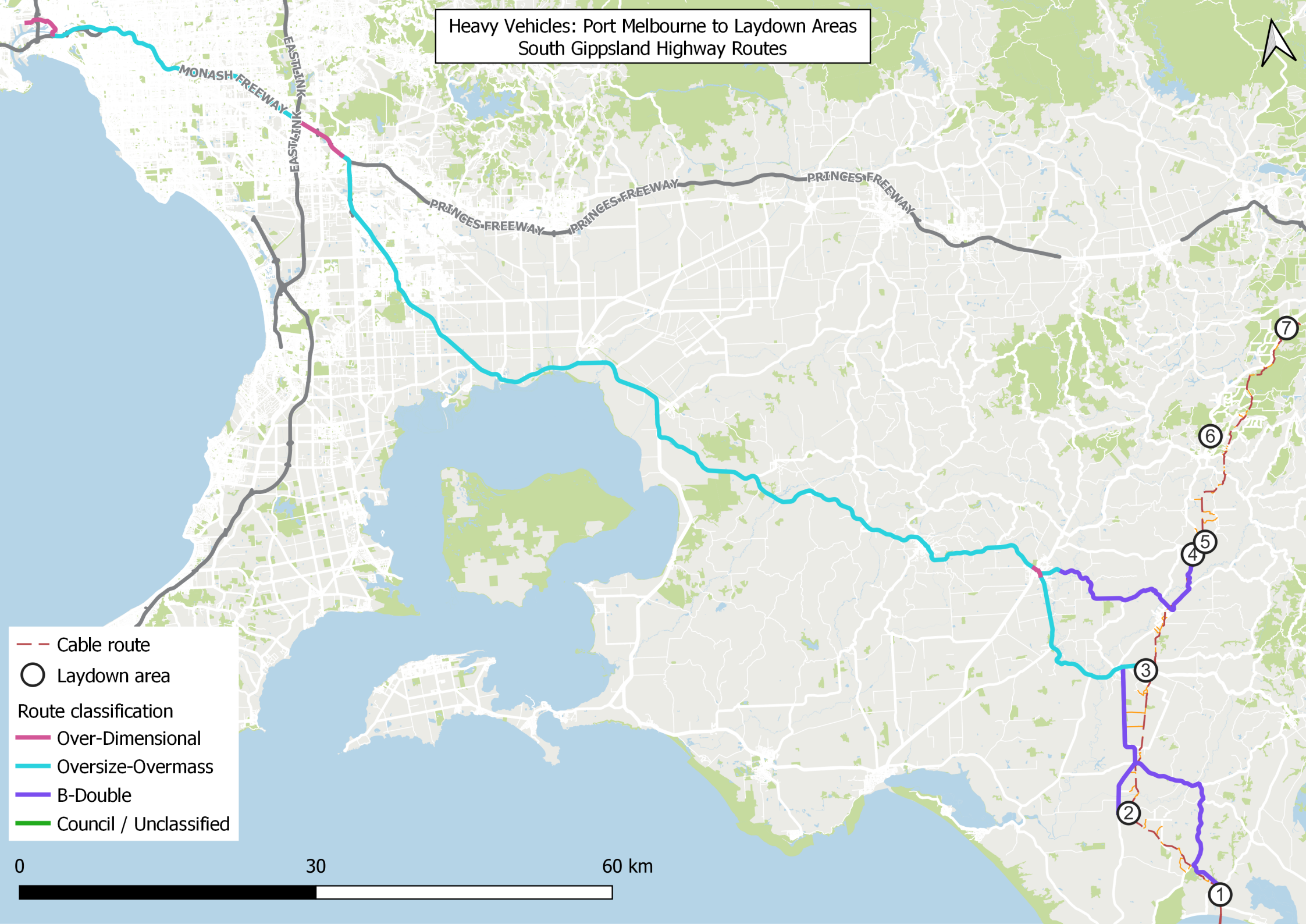




# Appendix A Travel Routes



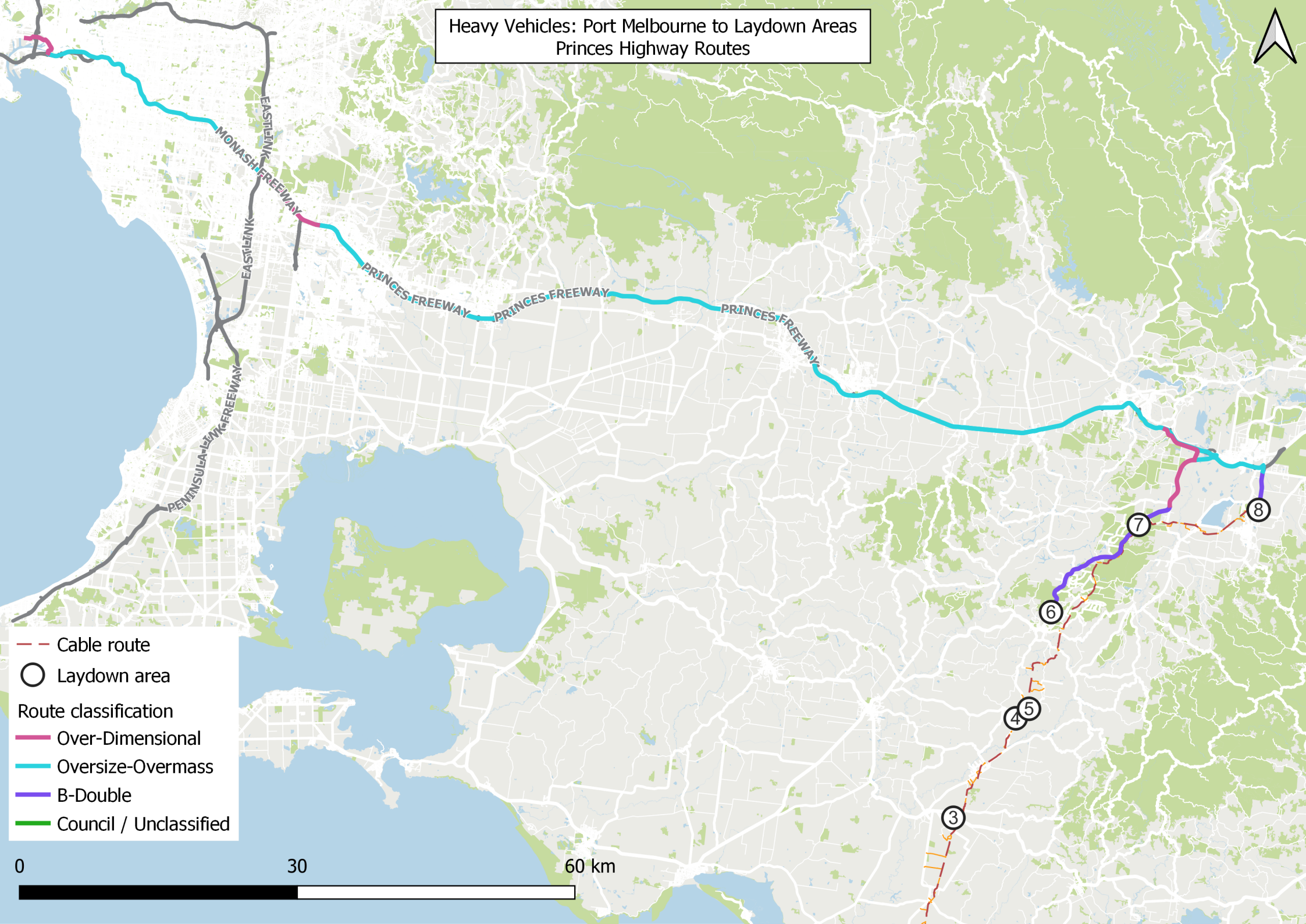
# Heavy Vehicles: Port Melbourne to Laydown Areas South Gippsland Highway Routes



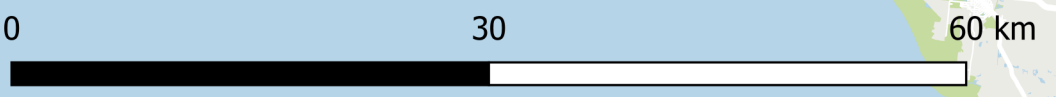
- Cable route
- Laydown area
- Route classification
  - Over-Dimensional
  - Oversize-Overmass
  - B-Double
  - Council / Unclassified



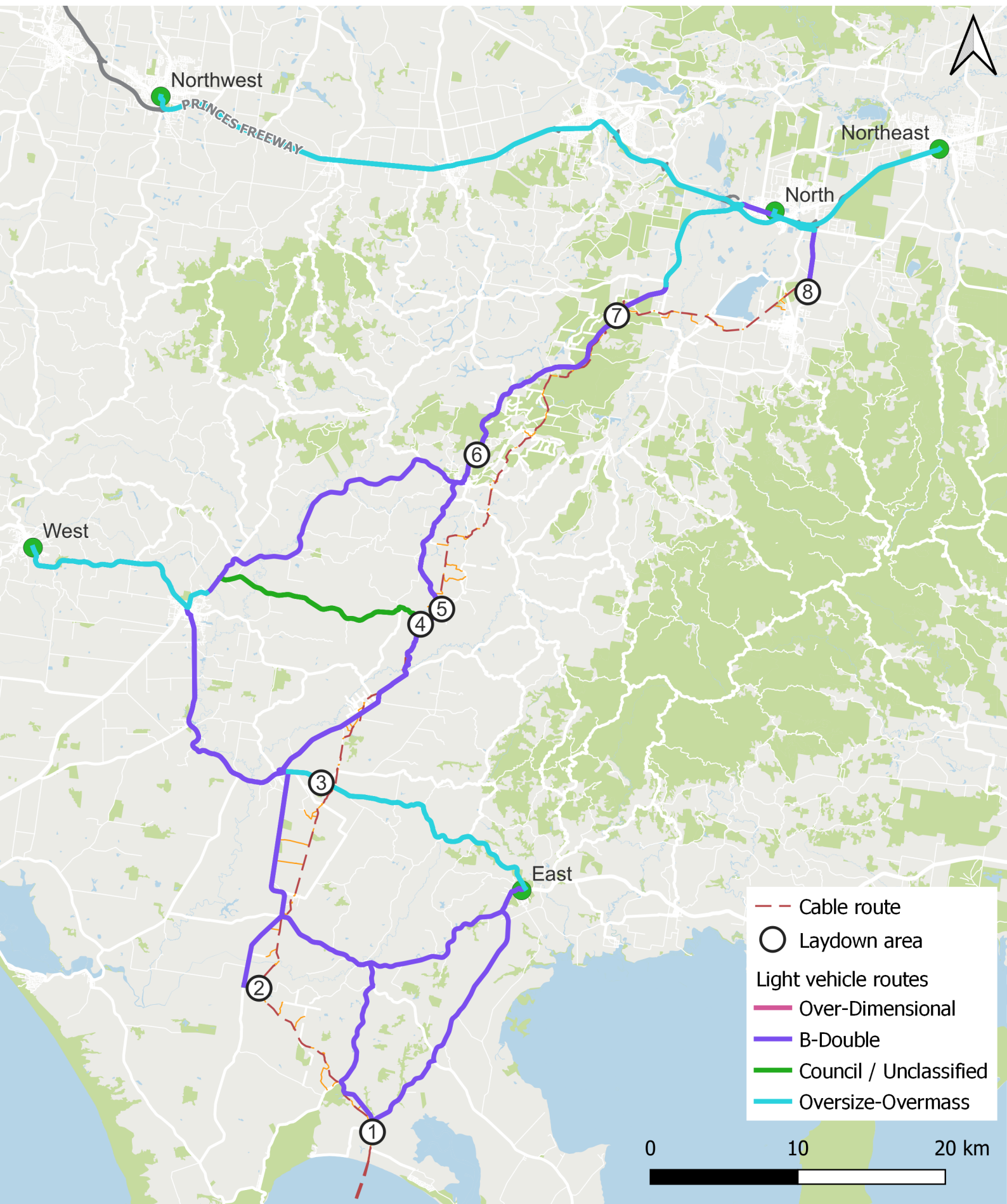
# Heavy Vehicles: Port Melbourne to Laydown Areas Princes Highway Routes



- Cable route
- Laydown area
- Route classification
  - Over-Dimensional
  - Oversize-Overmass
  - B-Double
  - Council / Unclassified







Northwest

PRINCES FREEWAY

Northeast

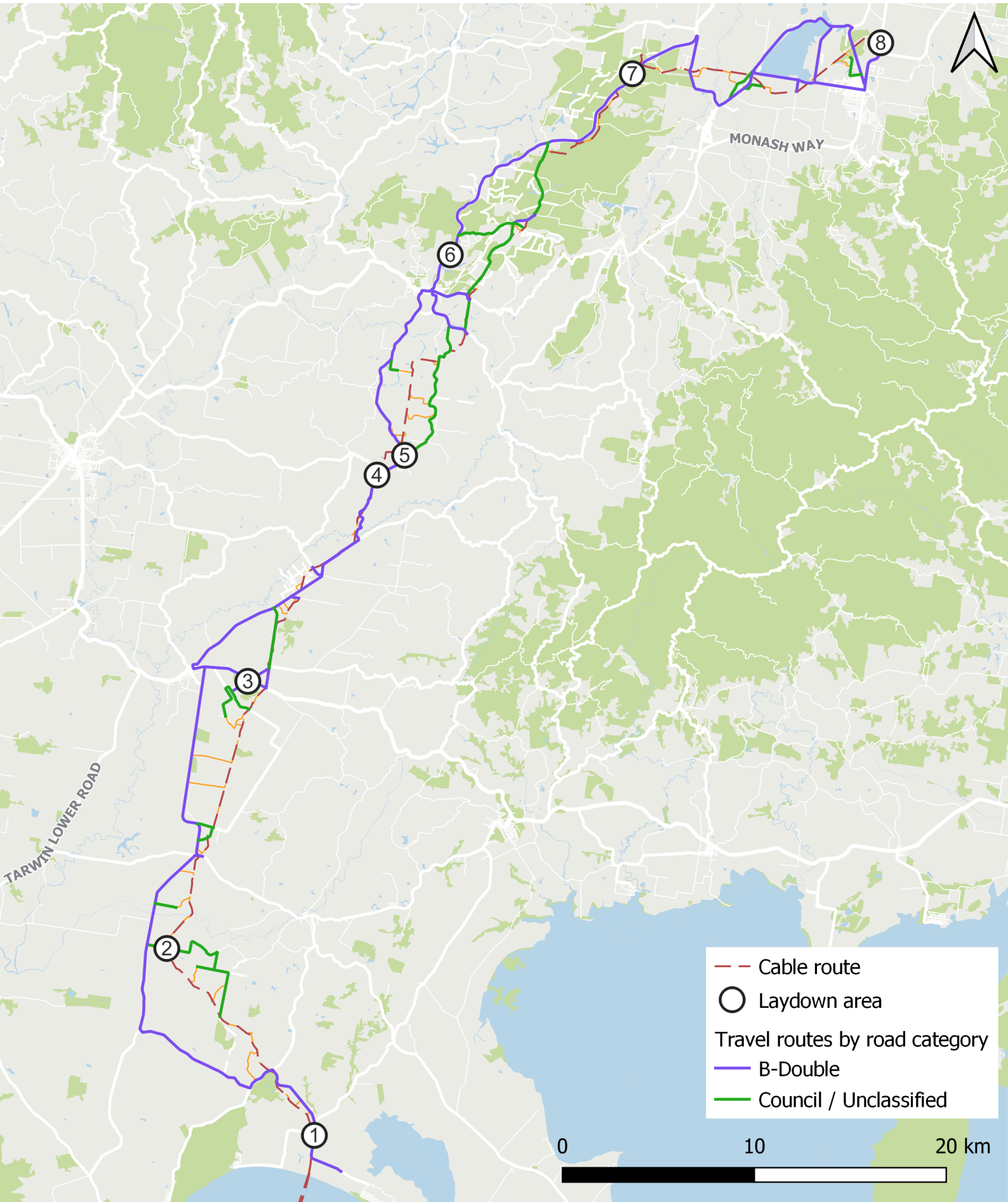
North

West

East

- - - Cable route
- Laydown area
- Light vehicle routes
- Over-Dimensional
- B-Double
- Council / Unclassified
- Oversize-Overmass

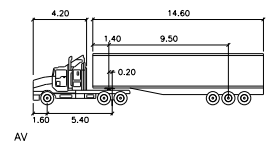
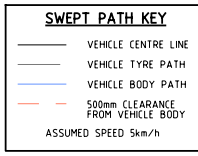
0 10 20 km



# Appendix B 19m Semi-Trailer Swept Path Assessment







AV

meters	
Tractor Width	: 2.50
Tractor Lock to Lock Time	: 6.0
Tractor Steering Angle	: 28.3
Tractor Articulating Angle	: 72.0
Tractor Track	: 2.50



MONASH WAY/ACACIA WAY

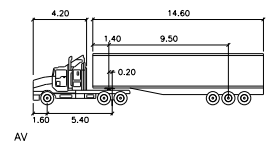
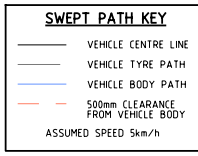
MONASH WAY

WAY

ACACIA WAY

WAY





AV

	meters
Tractor Width	: 2.50
Trailer Width	: 2.50
Tractor Track	: 2.50
Trailer Track	: 2.50
Lock to Lock Time	: 6.0
Steering Angle	: 28.3
Articulating Angle	: 72.0



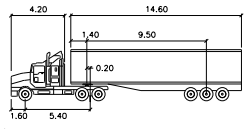
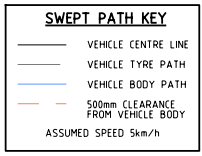
MONASH WAY/ACACIA WAY

MONASH WAY

ACACIA WAY

ACACIA WAY





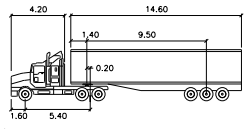
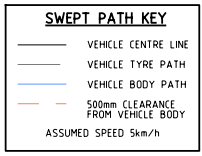
AV

Tractor Width	: 2.50	Lock to Lock Time	: 6.0
Trailer Width	: 2.50	Steering Angle	: 28.3
Tractor Track	: 2.50	Articulating Angle	: 72.0
Trailer Track	: 2.50		

meters







AV

Tractor Width	: 2.50	Lock to Lock Time	: 6.0
Trailer Width	: 2.50	Steering Angle	: 28.3
Tractor Track	: 2.50	Articulating Angle	: 72.0
Trailer Track	: 2.50		

meters



MONASH WAY/ACACIA WAY

ACACIA

WAY

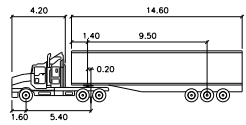


YINNAR ROAD/MCFARLANE ROAD

**SWEPT PATH KEY**

- VEHICLE CENTRE LINE
- VEHICLE TYRE PATH
- VEHICLE BODY PATH
- - 500mm CLEARANCE FROM VEHICLE BODY

ASSUMED SPEED 5km/h



AV

	metres		
Tractor Width	: 2.50	Lock to Lock Time	: 6.0
Trailer Width	: 2.50	Steering Angle	: 28.3
Tractor Track	: 2.50	Articulating Angle	: 72.0
Trailer Track	: 2.50		



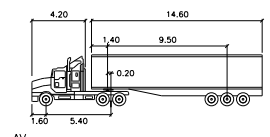


**YINNAR ROAD/MCFARLANE ROAD**

**SWEPT PATH KEY**

- VEHICLE CENTRE LINE
- VEHICLE TYRE PATH
- VEHICLE BODY PATH
- - - 500mm CLEARANCE FROM VEHICLE BODY

ASSUMED SPEED 5km/h



AV		Lock to Lock Time
Tractor Width	: 2.50	: 6.0
Trailer Width	: 2.50	Steering Angle : 28.3
Tractor Track	: 2.50	Articulating Angle : 72.0
Trailer Track	: 2.50	





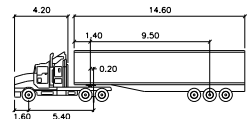
YINNAR ROAD/MORISSONS ROAD



**SWEPT PATH KEY**

- VEHICLE CENTRE LINE
- VEHICLE TYRE PATH
- VEHICLE BODY PATH
- 500mm CLEARANCE FROM VEHICLE BODY

ASSUMED SPEED 5km/h



AV		meters	
Tractor Width	: 4.20	Lock to Lock Time	: 6.0
Trailer Width	: 14.60	Steering Angle	: 28.3
Tractor Track	: 1.60	Articulating Angle	: 92.0
Trailer Track	: 5.40		



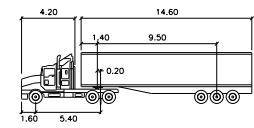
YINNAR ROAD/MORISSONS ROAD



**SWEPT PATH KEY**

- VEHICLE CENTRE LINE
- VEHICLE TYRE PATH
- VEHICLE BODY PATH
- 500mm CLEARANCE FROM VEHICLE BODY

ASSUMED SPEED 5km/h



AV		meters	
Tractor Width	: 4.20	Lock to Lock Time	: 6.0
Trailer Width	: 14.60	Steering Angle	: 28.3
Tractor Track	: 1.60	Articulating Angle	: 92.0
Trailer Track	: 5.40		



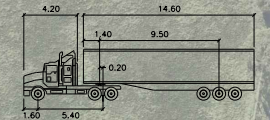
YINNAR ROAD/MC FARLANE ROAD



**SWEPT PATH KEY**

- VEHICLE CENTRE LINE
- VEHICLE TYRE PATH
- VEHICLE BODY PATH
- 500mm CLEARANCE FROM VEHICLE BODY

ASSUMED SPEED 5km/h



AV	1.60	5.40	4.20	14.60	1.40	9.50	0.20
Tractor Width	: 2.50		Lock to Lock Time	: 6.0			
Tractor Track	: 2.50		Steering Angle	: 28.3			
Trolley Track	: 2.50		Articulating Angle	: 72.0			



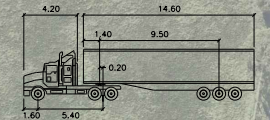
YINNAR ROAD/MC FARLANE ROAD



**SWEPT PATH KEY**

- VEHICLE CENTRE LINE
- VEHICLE TYRE PATH
- VEHICLE BODY PATH
- 500mm CLEARANCE FROM VEHICLE BODY

ASSUMED SPEED 5km/h



Tractor Width	: 4.20	Lock to Lock Time	: 6.0
Tractor Wheelbase	: 1.40	Steering Angle	: 28.3
Tractor Track	: 2.50	Articulating Angle	: 72.0
Trailer Track	: 2.50		



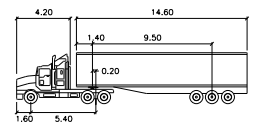
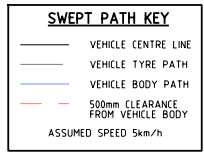
STRZELECKI HWY/TEN MILE CREEK ROAD

TEN MILE CREEK

STRZELECKI

ROAD

HIGHWAY



	metres		
Tractor Width	: 2.50	Lock to Lock Time	: 6.0
Trailer Width	: 2.50	Steering Angle	: 28.3
Tractor Track	: 2.50	Articulating Angle	: 72.0
Trailer Track	: 2.50		



STRZELECKI HWY/TEN MILE CREEK ROAD

TEN MILE CREEK

STRZELECKI

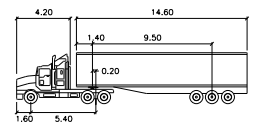
ROAD

HIGHWAY

**SWEPT PATH KEY**

- VEHICLE CENTRE LINE
- VEHICLE TYRE PATH
- VEHICLE BODY PATH
- - - 500mm CLEARANCE FROM VEHICLE BODY

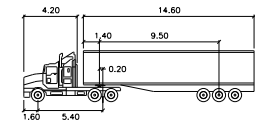
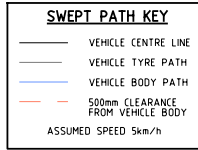
ASSUMED SPEED 5km/h



AV	metres		
Tractor Width	: 2.50	Lock to Lock Time	: 6.0
Trailer Width	: 2.50	Steering Angle	: 28.3
Tractor Track	: 2.50	Articulating Angle	: 72.0
Trailer Track	: 2.50		



DARLIMURLA ROAD/OLD DARLIMURLA ROAD/PLEASANT VALLEY ROAD

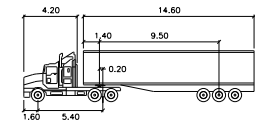
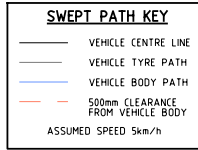


AV	Tractor Width	Trailer Width	Tractor Track	Trailer Track	Lock to Lock Time	Steering Angle	Articulating Angle
	: 2.50	: 2.50	: 2.50	: 2.50	: 6.0	: 28.3	: 72.0





DARLIMURLA ROAD/OLD DARLIMURLA ROAD/PLEASANT VALLEY ROAD

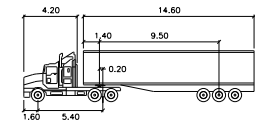
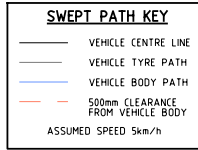


AV		meters	
Tractor Width	: 2.50	Lock to Lock Time	: 6.0
Tractor Track	: 2.50	Steering Angle	: 28.3
Tractor Track	: 2.50	Articulating Angle	: 72.0
Trailer Track	: 2.50		





DARLIMURLA ROAD/OLD DARLIMURLA ROAD/PLEASANT VALLEY ROAD

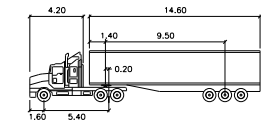
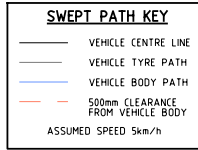


AV		meters	
Tractor Width	: 2.50	Lock to Lock Time	: 6.0
Trailer Width	: 2.50	Steering Angle	: 28.3
Tractor Track	: 2.50	Articulating Angle	: 72.0
Trailer Track	: 2.50		





DARLIMURLA ROAD/OLD DARLIMURLA ROAD/PLEASANT VALLEY ROAD



AV	Tractor Width	Trailer Width	Tractor Track	Trailer Track	Lock to Lock Time	Steering Angle	Articulating Angle
	: 2.50	: 2.50	: 2.50	: 2.50	: 6.0	: 28.3	: 72.0



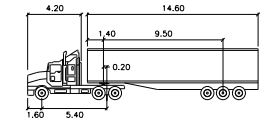


STRZELECKI HWY/DARLIMURLA ROAD

**SWEPT PATH KEY**

- VEHICLE CENTRE LINE
- VEHICLE TYRE PATH
- VEHICLE BODY PATH
- 500mm CLEARANCE FROM VEHICLE BODY

ASSUMED SPEED 5km/h



AV

	metres		
Tractor Width	: 2.50	Lock to Lock Time	: 6.0
Trailer Width	: 2.50	Steering Angle	: 28.3
Tractor Track	: 2.50	Articulating Angle	: 72.0
Trailer Track	: 2.50		



HIGHWAY

ROAD

STRZELECKI

DARLIMURLA



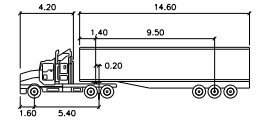
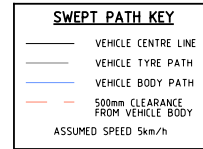
STRZELECKI HWY/DARLIMURLA ROAD

HIGHWAY

STRZELECKI

DARLIMURLA

ROAD



AV

	metres		
Tractor Width	: 2.50	Lock to Lock Time	: 6.0
Trolley Width	: 2.50	Steering Angle	: 28.3
Tractor Track	: 2.50	Articulating Angle	: 72.0
Trolley Track	: 2.50		





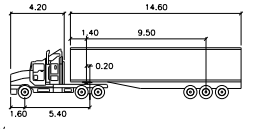
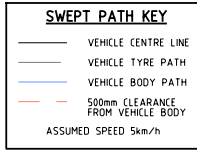
STRZELECKI HWY/BAROMI ROAD

HIGHWAY

STRZELECKI

BAROMI

ROAD



AV		meters	
Tractor Width	: 2.50	Lock to Lock Time	: 6.0
Trailer Width	: 2.50	Steering Angle	: 28.3
Tractor Tracks	: 2.50	Articulating Angle	: 72.0
Trailer Track	: 2.50		





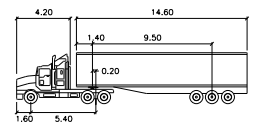
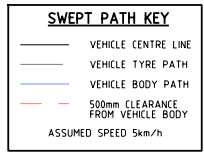
STRZELECKI HWY/BAROMI ROAD

HIGHWAY

STRZELECKI

BAROMI

ROAD



	AV	meters
Tractor Width	: 2.50	Lock to Lock Time : 6.0
Trailer Width	: 2.50	Steering Angle : 28.3
Tractor Tracks	: 2.50	Articulating Angle : 72.0
Trailer Track	: 2.50	





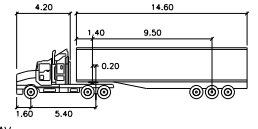
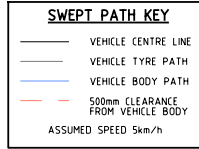
STRZELECKI HWY/BAROMI ROAD

HIGHWAY

STRZELECKI

BAROMI

ROAD

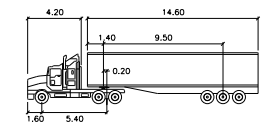
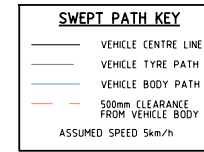


AV		meters	
Tractor Width	: 2.50	Lock to Lock Time	: 6.0
Trailer Width	: 2.50	Steering Angle	: 28.3
Tractor Tracks	: 2.50	Articulating Angle	: 72.0
Trailer Track	: 2.50		





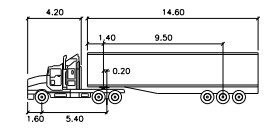
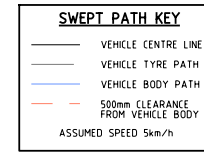
MEENIYAN-PROMONTORY/NEALES RD




	Tractor Width	Trailer Width	Tractor Tracks	Trailer Track	Lock to Lock Time	Steering Angle	Articulating Angle
AV	: 2.50	: 2.50	: 2.50	: 2.50	: 6.0	: 28.3	: 72.0



MEENIYAN-PROMONTORY/NEALES RD

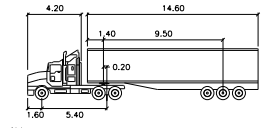
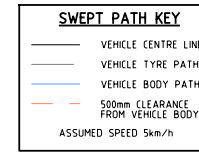


meters	
Tractor Width	: 2.50
Trailer Width	: 2.50
Tractor Tracks	: 2.50
Trailer Track	: 2.50
Lock to Lock Time	: 6.0
Steering Angle	: 28.3
Articulating Angle	: 72.0





NEALES RD/MOORES RD

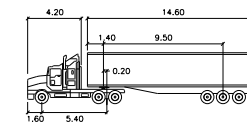
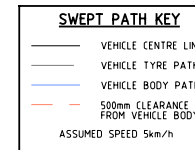


	metres		
Tractor Width	: 2.50	Lock to Lock Time	: 6.0
Trailer Width	: 2.50	Steering Angle	: 28.3
Tractor Tracks	: 2.50	Articulating Angle	: 72.0
Trailer Track	: 2.50		





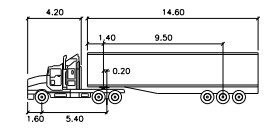
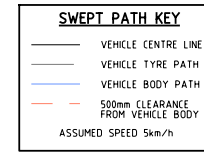
NEALES RD/MOORES RD



	metres		
Tractor Width	: 2.50	Lock to Lock Time	: 6.0
Trailer Width	: 2.50	Steering Angle	: 28.3
Tractor Tracks	: 2.50	Articulating Angle	: 72.0
Trailer Track	: 2.50		



MEENIYAN-PROMONTORY/MOORES RD

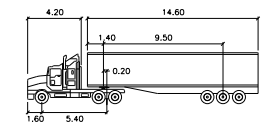
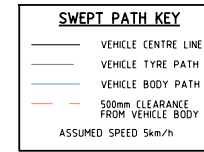


	AV	metres
Tractor Width	: 2.50	Lock to Lock Time : 6.0
Trailer Width	: 2.50	Steering Angle : 28.3
Tractor Tracks	: 2.50	Articulating Angle : 72.0
Trailer Track	: 2.50	





MEENYAN-PROMONTORY/MOORES RD

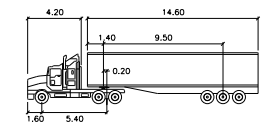
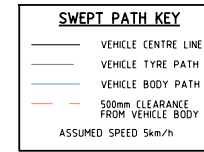


	AV	metres
Tractor Width	: 2.50	Lock to Lock Time : 6.0
Trailer Width	: 2.50	Steering Angle : 28.3
Tractor Tracks	: 2.50	Articulating Angle : 72.0
Trailer Track	: 2.50	





BUFFALO-WARATAH RD/SETFORDS RD

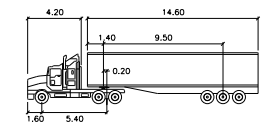
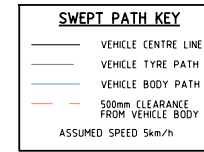


	Lock to Lock Time	Steering Angle	Articulating Angle
Tractor Width	: 6.0		
Tractor Tracs	: 28.3		
Tractor Tracs	: 72.0		
Tractor Tracs			





BUFFALO-WARATAH RD/SETFORDS RD

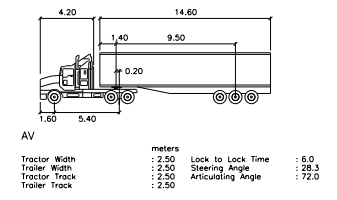
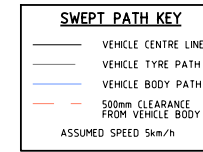


	units		
Tractor Width	: 2.50	Lock to Lock Time	: 6.0
Trailer Width	: 2.50	Steering Angle	: 28.3
Tractor Tracks	: 2.50	Articulating Angle	: 72.0
Trailer Track	: 2.50		



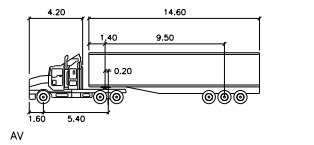
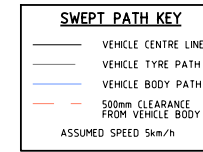


HARDING LAWSON RD/BUFFALO-WARATAH RD





HARDING LAWSON RD/BUFFALO-WARATAH RD

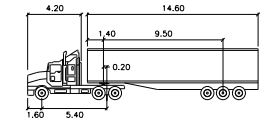
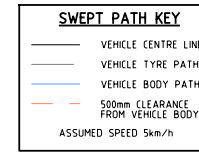


Tractor Width	: 2.50	Lock to Lock Time	: 6.0
Trailer Width	: 2.50	Steering Angle	: 28.3
Tractor Track	: 2.50	Articulating Angle	: 72.0
Trailer Track	: 2.50		





EVANS RD/HARDING LAWSON RD

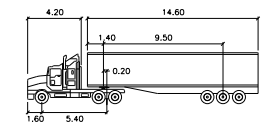
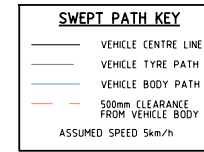


	metres		
Tractor Width	: 2.50	Lock to Lock Time	: 6.0
Trailer Width	: 2.50	Steering Angle	: 28.3
Tractor Tracks	: 2.50	Articulating Angle	: 72.0
Trailer Track	: 2.50		





EVANS RD/HARDING LAWSON RD



	metres		
Tractor Width	: 2.50	Lock to Lock Time	: 6.0
Trailer Width	: 2.50	Steering Angle	: 28.3
Tractor Track	: 2.50	Articulating Angle	: 72.0
Trailer Track	: 2.50		



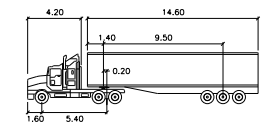


EVANS RD/PILKINGTON RD

**SWEPT PATH KEY**

- VEHICLE CENTRE LINE
- VEHICLE TYRE PATH
- VEHICLE BODY PATH
- 500mm CLEARANCE FROM VEHICLE BODY

ASSUMED SPEED 5km/h

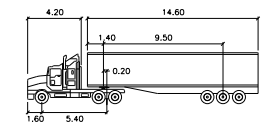
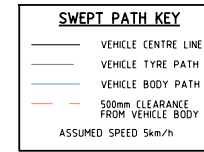


	units
Tractor Width	: 2.50
Tractor Tracks	: 2.50
Tractor Trax	: 2.50
Tractor Track	: 2.50
Lock to Lock Time	: 6.0
Steering Angle	: 28.3
Articulating Angle	: 72.0





EVANS RD/PILKINGTON RD



	units		
Tractor Width	: 2.50	Lock to Lock Time	: 6.0
Trailer Width	: 2.50	Steering Angle	: 28.3
Tractor Tracks	: 2.50	Articulating Angle	: 72.0
Trailer Track	: 2.50		



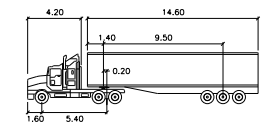


EVANS RD/DUNCANS RD

**SWEPT PATH KEY**

- VEHICLE CENTRE LINE
- VEHICLE TYRE PATH
- VEHICLE BODY PATH
- 500mm CLEARANCE FROM VEHICLE BODY

ASSUMED SPEED 5km/h



AV

Tractor Width	: 2.50	Lock to Lock Time	: 6.0
Trailer Width	: 2.50	Steering Angle	: 28.3
Tractor Track	: 2.50	Articulating Angle	: 72.0
Trailer Track	: 2.50		



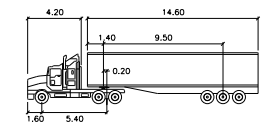


EVANS RD/DUNCANS RD

**SWEPT PATH KEY**

- VEHICLE CENTRE LINE
- VEHICLE TYRE PATH
- VEHICLE BODY PATH
- 500mm CLEARANCE FROM VEHICLE BODY

ASSUMED SPEED 5km/h



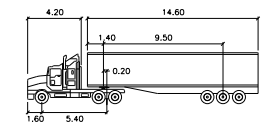
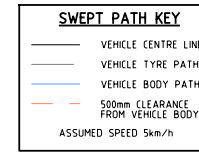
AV

	Tractor Width	Tractor Length	Tractor Track	Trailer Width	Trailer Track	Lock to Lock Time	Steering Angle	Articulating Angle
	: 2.50	: 5.40	: 2.50	: 2.50	: 2.50	: 6.0	: 28.3	: 72.0





STONY CREEK-DOLLAR RD/MCKITTERICKS RD

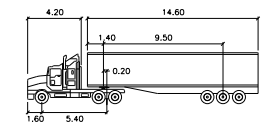
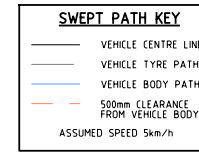


	AV	units
Tractor Width	: 2.50	Lock to Lock Time : 6.0
Trailer Width	: 2.50	Steering Angle : 28.3
Tractor Track	: 2.50	Articulating Angle : 72.0
Trailer Track	: 2.50	





STONY CREEK-DOLLAR RD/MCKITTERICKS RD

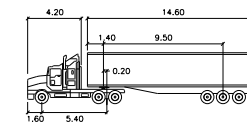
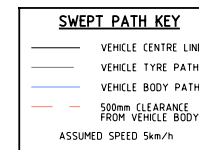


	units		
Tractor Width	: 2.50	Lock to Lock Time	: 6.0
Trailer Width	: 2.50	Steering Angle	: 28.3
Tractor Track	: 2.50	Articulating Angle	: 72.0
Trailer Track	: 2.50		





STONY CREEK RD/JACKS RD



	AV	units
Tractor Width	: 2.50	Lock to Lock Time : 6.0
Trailer Width	: 2.50	Steering Angle : 28.3
Tractor Track	: 2.50	Articulating Angle : 72.0
Trailer Track	: 2.50	



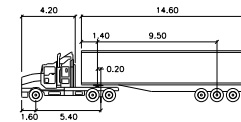


STONY CREEK RD/JACKS RD

**SWEPT PATH KEY**

- VEHICLE CENTRE LINE
- VEHICLE TYRE PATH
- VEHICLE BODY PATH
- 500mm CLEARANCE FROM VEHICLE BODY

ASSUMED SPEED 5km/h



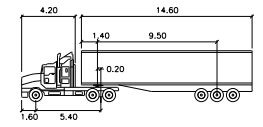
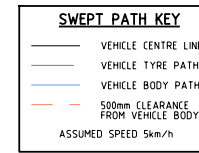
AV

Tractor Width	: 2.50	Lock to Lock Time	: 6.0
Trailer Width	: 2.50	Steering Angle	: 28.3
Tractor Track	: 2.50	Articulating Angle	: 72.0
Trailer Track	: 2.50		





STONY CREEK-DOLLAR RD/BUFFALO-STONY CREEK RD

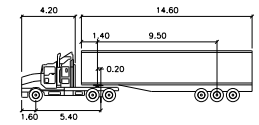
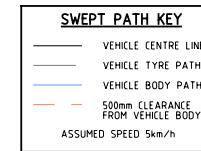


AV	Tractor Width	Trailer Width	Tractor Tracks	Trailer Track	Lock to Lock Time	Steering Angle	Articulating Angle
	: 2.50	: 2.50	: 2.50	: 2.50	: 6.0	: 28.3	: 72.0





STONY CREEK-DOLLAR RD/BUFFALO-STONY CREEK RD



AV	metres		
Tractor Width	: 2.50	Lock to Lock Time	: 6.0
Trailer Width	: 2.50	Steering Angle	: 28.3
Tractor Tracs	: 2.50	Articulating Angle	: 72.0
Trailer Track	: 2.50		



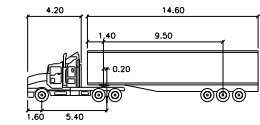


OLD DALIMURLA RD/BAROMI RD


**SWEPT PATH KEY**

- VEHICLE CENTRE LINE
- VEHICLE TYRE PATH
- VEHICLE BODY PATH
- 500mm CLEARANCE FROM VEHICLE BODY

ASSUMED SPEED 5km/h



	Tractor	Trailer	Lock to Lock Time	Steering Angle	Articulating Angle
Tractor Width	: 2.50		: 6.0		
Trailer Width	: 2.50			: 28.3	
Tractor Track	: 2.50				: 72.0
Trailer Track		: 2.50			



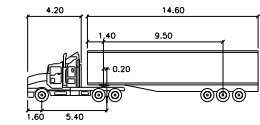


OLD DALIMURLA RD/BAROMI RD

**SWEPT PATH KEY**

- VEHICLE CENTRE LINE
- VEHICLE TYRE PATH
- VEHICLE BODY PATH
- 500mm CLEARANCE FROM VEHICLE BODY

ASSUMED SPEED 5km/h



Tractor Width	: 2.50	Lock to Lock Time	: 6.0
Trailer Width	: 2.50	Steering Angle	: 28.3
Tractor Track	: 2.50	Articulating Angle	: 72.0
Trailer Track	: 2.50		



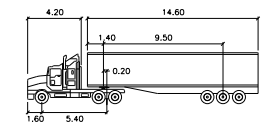


BOOLARRA SOUTH-MIRBOO NORTH RD/NICHOLLS RD

**SWEPT PATH KEY**

- VEHICLE CENTRE LINE
- VEHICLE TYRE PATH
- VEHICLE BODY PATH
- 500mm CLEARANCE FROM VEHICLE BODY

ASSUMED SPEED 5km/h



	Tractor Width	: 2.50	Lock to Lock Time	: 6.0
	Trailer Width	: 2.50	Steering Angle	: 28.3
	Tractor Track	: 2.50	Articulating Angle	: 72.0
	Trailer Track	: 2.50		



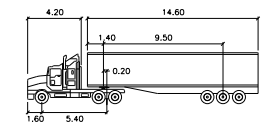


BOOLLARRA SOUTH-MIRBOO NORTH RD/NICHOLLS RD

**SWEPT PATH KEY**

- VEHICLE CENTRE LINE
- VEHICLE TYRE PATH
- VEHICLE BODY PATH
- 500mm CLEARANCE FROM VEHICLE BODY

ASSUMED SPEED 5km/h

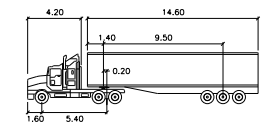
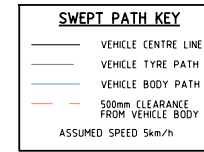


	Tractor Width	: 2.50	Lock to Lock Time	: 6.0
	Trailer Width	: 2.50	Steering Angle	: 28.3
	Tractor Track	: 2.50	Articulating Angle	: 72.0
	Trailer Track	: 2.50		





**BOOLARRA SOUTH-MIRBOO NORTH RD/OLD NICHOLLS RD**

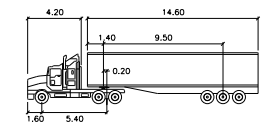
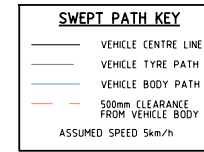


	metres
Tractor Width	: 2.50
Trailer Width	: 2.50
Tractor Tracks	: 2.50
Trailer Track	: 2.50
Lock to Lock Time	: 6.0
Steering Angle	: 28.3
Articulating Angle	: 72.0





**BOOLLARRA SOUTH-MIRBOO NORTH RD/OLD NICHOLLS RD**



	metres		
Tractor Width	: 2.50	Lock to Lock Time	: 6.0
Trailer Width	: 2.50	Steering Angle	: 28.3
Tractor Tracks	: 2.50	Articulating Angle	: 72.0
Trailer Track	: 2.50		

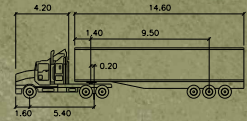




**SWEPT PATH KEY**

- VEHICLE CENTRE LINE
- VEHICLE TYRE PATH
- VEHICLE BODY PATH
- 500mm CLEARANCE FROM VEHICLE BODY

ASSUMED SPEED 5km/h



AV

	Tractor Width	Trailer Width	Tractor Track	Trailer Track	Lock to Lock Time	Steering Angle	Articulating Angle
	: 2.50	: 2.50	: 2.50	: 2.50	: 6.0	: 28.3	: 72.0



BOOLARRA SOUTH-MIRBOO NORTH ROAD

ROAD

FULLERTONS ROAD

ROAD

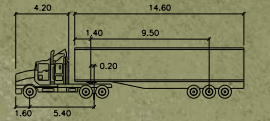
Boolarra South Mirboo North Road



**SWEPT PATH KEY**

- VEHICLE CENTRE LINE
- VEHICLE TYRE PATH
- VEHICLE BODY PATH
- 500mm CLEARANCE FROM VEHICLE BODY

ASSUMED SPEED 5km/h



AV

	Tractor Width	Trailer Width	Tractor Track	Trailer Track	Lock to Lock Time	Steering Angle	Articulating Angle
	: 2.50	: 2.50	: 2.50	: 2.50	: 6.0	: 28.3	: 72.0



ROAD

FULLERTONS

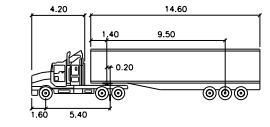
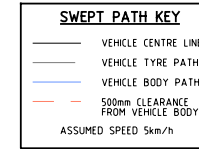
BOOLLARRA SOUTH-MIRBOO NORTH

ROAD

135



MARDAN RD/PINCINIS LANE



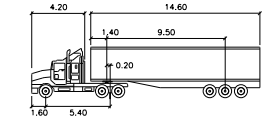
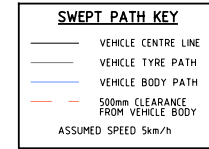
AV

	metres		
Tractor Width	: 2.50	Lock to Lock Time	: 6.0
Tractor Track	: 2.50	Steering Angle	: 28.3
Tractor Track	: 2.50	Articulating Angle	: 72.0
Trailer Track	: 2.50		





MARDAN RD/PINCINIS LANE



AV

	metres		
Tractor Width	: 2.50	Lock to Lock Time	: 6.0
Tractor Track	: 2.50	Steering Angle	: 28.3
Tractor Wheelbase	: 5.40	Articulating Angle	: 72.0
Trailer Track	: 2.50		

